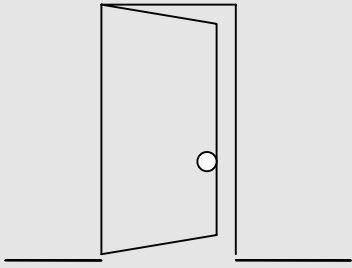


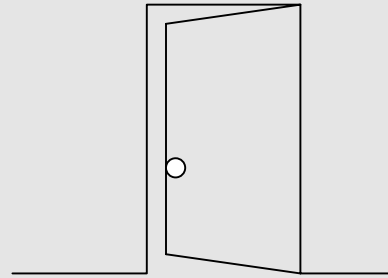
# How to Identify the "Handing" (Swing Direction)

To Simplify - View from Push Side.



This is called **Left Hand (LH)**

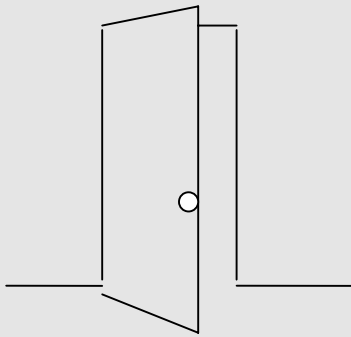
Stand on Push Side  
Hinges on the Left = LH.



**Right Hand (RH)**

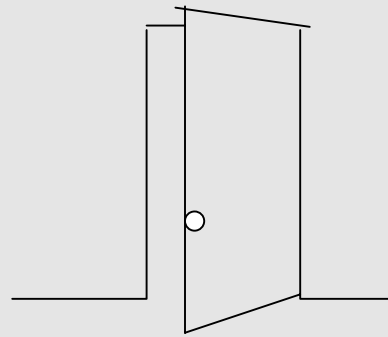
Stand on Push Side  
Hinges on the Right = RH.

Viewing from Pull Side..... "Reverse"



**Left Hand Reverse (same as RH)**

Stand on Pull Side  
Hinges on the Left = LH Reverse = RH



**Right Hand Reverse (=LH)**

Stand on Pull Side  
Hinges on the Right = RH Reverse = LH

- for Exterior Doors, view from outside the house.
- For Interior, advise a) hinges on right or left, b) facing push or pull side.
  - In Pairs, advise Active Door, ie: RH Active ,LH fixed.

# Italdoor

120 Cartwright Avenue, North York, Ontario, M6A 1V2

**Tel: 416-780-9820, Fax: 416-780-9822**

- Web Site: [www.italdoor.com](http://www.italdoor.com) E-Mail: [rosie@italdoor.com](mailto:rosie@italdoor.com)